




BODY KITS

M38A1 (1952-1968)














Body Kits (the most complete set) includes the following:

1. Assy. Hood
2. Assy. Fender
3. Assy. Dashboard
4. Assy. Tail Panel
5. Assy. Body Tub
6. Clamp
7. Assy. Windshield



* illustrated above only the parts and accessories that are visible.

Models:

	<p>Model Application: MB Early (1941-1942) Part name: Kit – Body Part number: M0000-10200-04-00</p>		<p>Model Application: MB Standard (1942) Part name: Kit – Body Part number: M0000-10210-04-00</p>
	<p>Model Application: MB Pre-Composite 1 (1942) Part name: Kit – Body Part number: M0000-10220-04-00</p>		<p>Model Application: MB Pre-Composite 2 (1942-1943) Part name: Kit – Body Part number: M0000-10230-04-00</p>
	<p>Model Application: MB Composite (1944-1945) Part name: Kit – Body Part number: M0000-10240-04-00</p>		<p>Model Application: GPW Early (1942) Part name: Kit – Body Part number: M0000-10140-04-00</p>
	<p>Model Application: GPW Pre-Standard 1 (1942) Part name: Kit – Body Part number: M0000-10150-04-00</p>		<p>Model Application: GPW Pre-Standard 2 (1942) Part name: Kit – Body Part number: M0000-10160-04-00</p>
	<p>Model Application: GPW Standard (1942-1943) Part name: Kit – Body Part number: M0000-10170-04-00</p>		<p>Model Application: GPW Pre-Composite (1943) Part name: Kit – Body Part number: M0000-10180-04-00</p>
	<p>Model Application: GPW Composite (1944-1945) Part name: Kit – Body Part number: M0000-10190-04-00</p>		<p>Model Application: M38 (1948-1952) Part name: Kit – Body Part number: M0000-10250-04-00</p>
	<p>Model Application: M38A1 (1952-1968) Part name: Kit – Body Part number: M0000-10260-04-00</p>		